

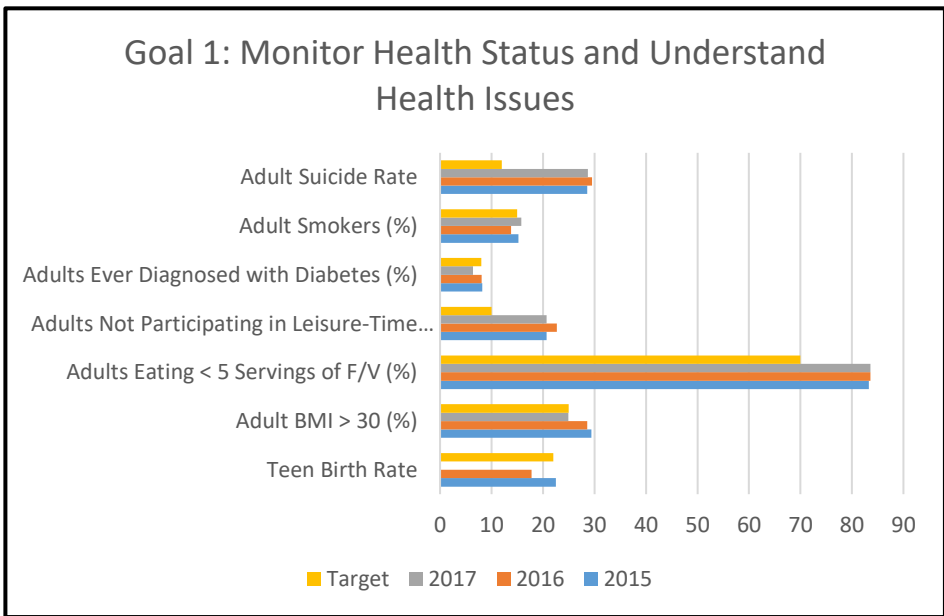
PROGRAMATIC

Goal 1: Monitor Health Status and Understand Health Issues				
Performance Measures	2015	2016	2017	Target
Teen Birth Rate	22.5	17.8		22
Adult BMI > 30 (%)	29.4	28.6	24.9	25
Adults Eating < 5 Servings of F/V (%)	83.3	83.6	83.6	70
Adults Not Participating in Leisure-Time Activities (%)	20.7	22.7	20.7	10
Adults Ever Diagnosed with Diabetes (%)	8.2	8.1	6.4	8
Adult Smokers (%)	15.2	13.8	15.8	15
Adult Suicide Rate	28.6	29.5	28.7	12

Objective 1: Obtain data that provides information on the community's health to identify trends and population health risk.

Strategies for Improvement :

1. Monitor existing data sources.
2. Analyze data and trends.
3. Promote information through agencies to policy and decision makers and the general public.



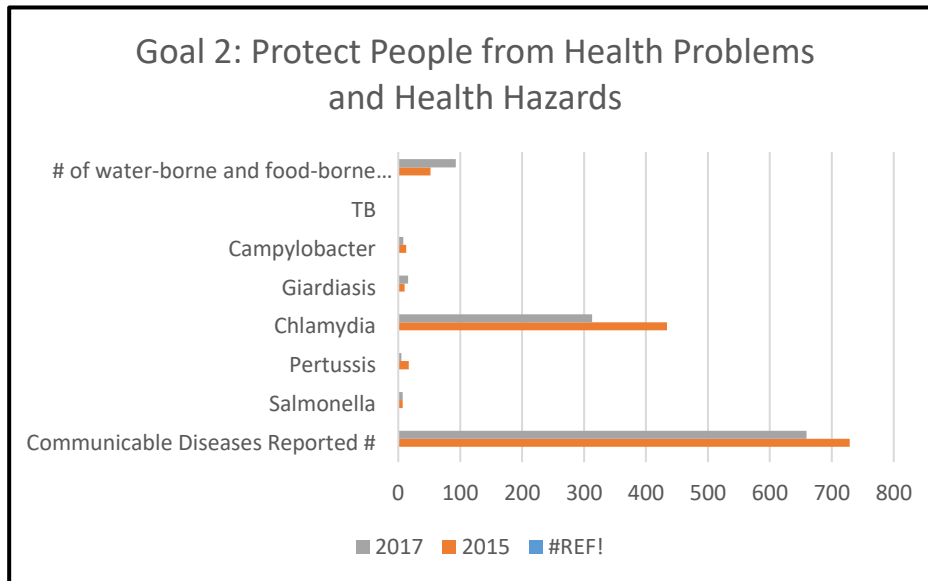
ANNUAL PUBLIC HEALTH - IDAHO NORTH CENTRAL DISTRICT PERFORMANCE DASHBOARD FY 2017

Goal 2: Protect People from Health Problems and Health Hazards				
Performance Measures	2015	2016	2017	Target
Communicable Diseases Reported #	729	706	659	N/A
Salmonella	7	13	7	N/A
Pertussis	17	7	5	N/A
Chlamydia	434	357	313	N/A
Giardiasis	10	2	16	N/A
Campylobacter	13	20	8	N/A
TB	1	0	1	N/A
# of water-borne and food-borne illnesses investigated	52	74	93	N/A

Objective 2: Minimize, contain, and prevent adverse communicable disease outbreaks and health hazards.

Strategies for Improvement :

1. Conduct investigations of reportable diseases.
2. Respond to and mitigate communicable disease outbreaks.



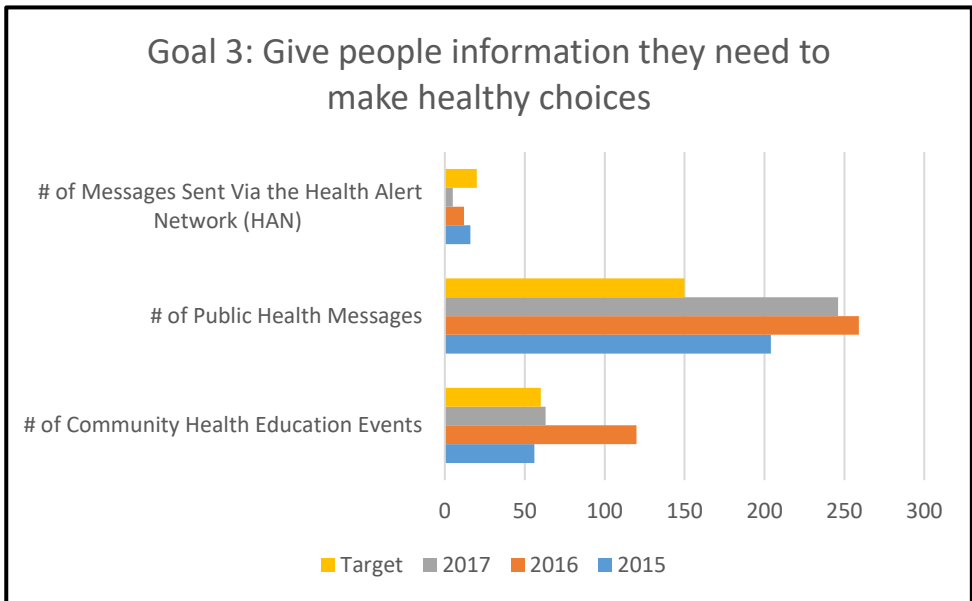
ANNUAL PUBLIC HEALTH - IDAHO NORTH CENTRAL DISTRICT PERFORMANCE DASHBOARD FY 2017

Goal 3: Give people Information they need to make healthy choices				
Performance Measures	2015	2016	2017	Target
# of Community Health Education Events	56	120	63	60
# of Public Health Messages	204	259	246	150
# of Messages Sent Via the Health Alert Network (HAN)	16	12	5	20

Objective 3: Provide targeted, culturally appropriate information to empower individuals to make good health decisions.

Strategies for Improvement :

1. Develop relationships with media to convey information of public health significance, correct misinformation about public health issues, and serve as an essential resource.
2. Exchange information and data with individuals, community groups, other agencies, and the general public about physical, behavioral, environmental, and other issues effecting the public's health.



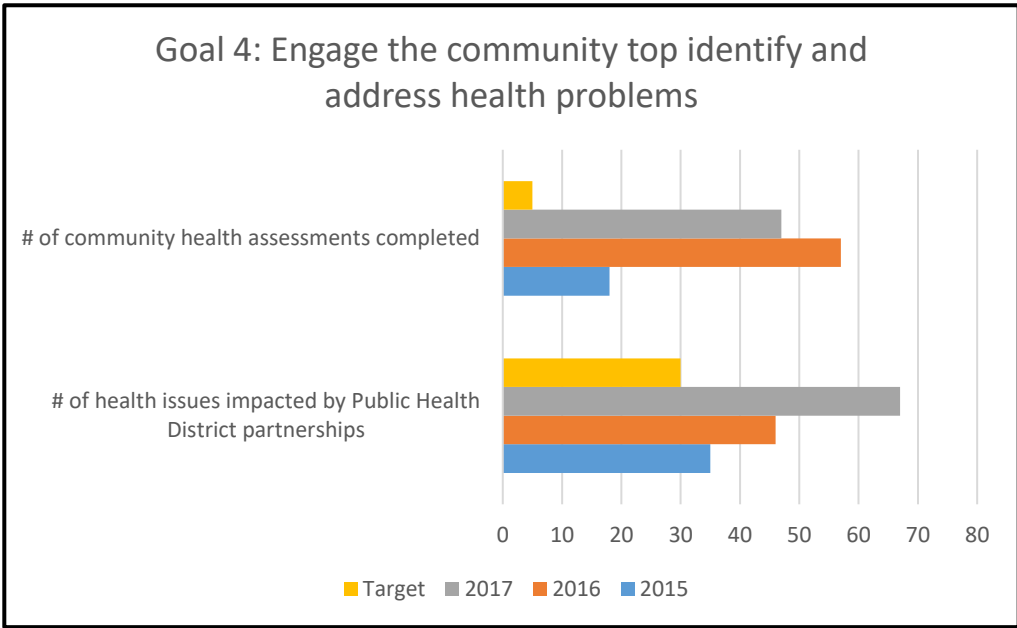
ANNUAL PUBLIC HEALTH - IDAHO NORTH CENTRAL DISTRICT PERFORMANCE DASHBOARD FY 2017

Goal 4: Engage the community to identify and address health problems				
Performance Measures	2015	2016	2017	Target
# of health issues impacted by Public Health District partnerships	35	46	67	30
# of community health assessments completed	18	57	47	5

Objective 4: Develop partnerships to generate support for improved community health status.

Strategies for Improvement :

1. Promote the community’s understanding of, and advocacy for, policies and activities that will improve the public’s health.
2. Inform the community, governing bodies, and elected officials about public health services that are being provided.



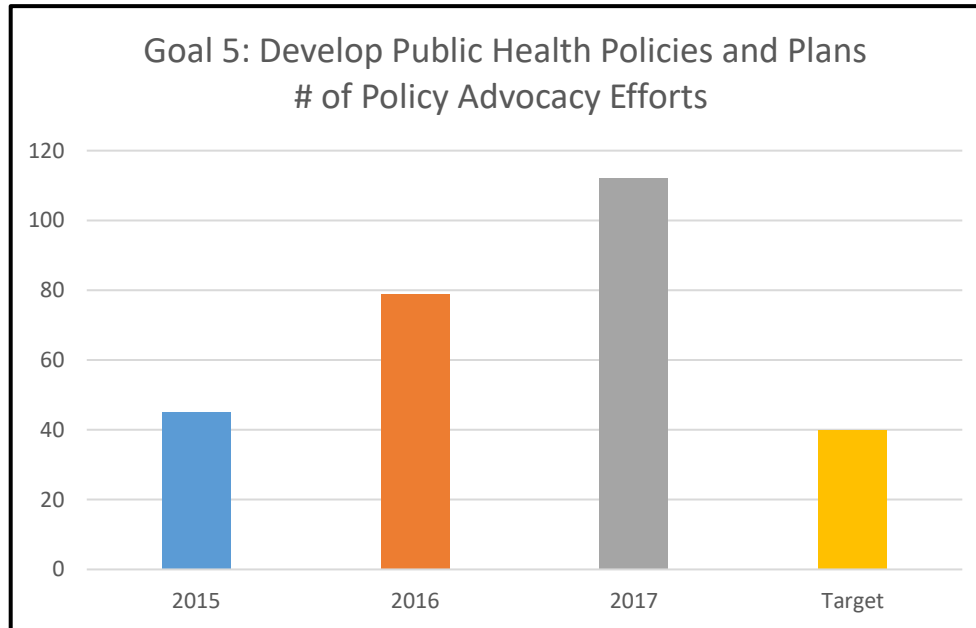
ANNUAL PUBLIC HEALTH - IDAHO NORTH CENTRAL DISTRICT PERFORMANCE DASHBOARD FY 2017

Goal 5: Develop Public Health Policies & Plans				
Performance Measures	2015	2016	2017	Target
# of Policy Advocacy Efforts	45	79	112	40

Objective 5: Lead and/or participate in policy development efforts to improve public health.

Strategies for Improvement :

1. Serve as a primary resource to governing bodies and policymakers to establish and maintain public health policies, practices, and capacity.
2. Advocate for policies that improve public health.



ANNUAL PUBLIC HEALTH - IDAHO NORTH CENTRAL DISTRICT PERFORMANCE DASHBOARD FY 2017

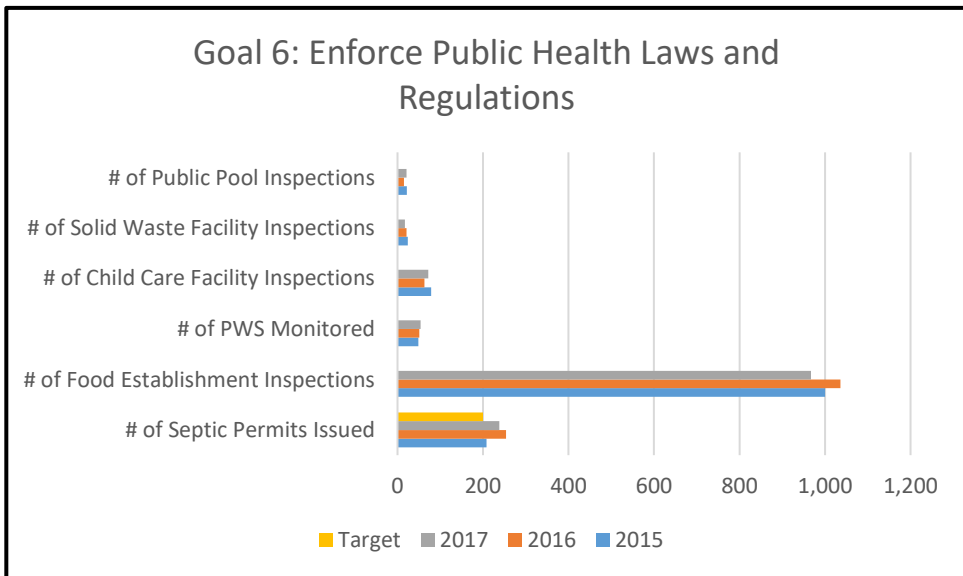
Goal 6: Enforce Public Health Laws & Regulations

Performance Measures	2015	2016	2017	Target
# of Septic Permits Issued	208	254	238	200
# of Food Establishment Inspections	1,000	1036	967	100%
# of PWS Monitored	49	51	54	100%
# of Child Care Facility Inspections	79	63	72	100%
# of Solid Waste Facility Inspections	24	21	17	100%
# of Public Pool Inspections	22	15	21	100%

Objective 6: Monitor compliance; educate individuals and operators; and enforce current public health laws, rules, and regulations for all activities and establishments regulated by Health Districts.

Strategies for Improvement :

1. Conduct inspections per relevant Idaho statutes, rules, and regulations.
2. Utilize inspection processes to educate individuals, managers, and operators on the intent and benefit of public health laws, rules, and regulations.
3. Provide education, options, and guidance to the public and licensed operators on how to comply with the current public health laws, rules, and regulations that fall under the Health Districts' scope of responsibility.



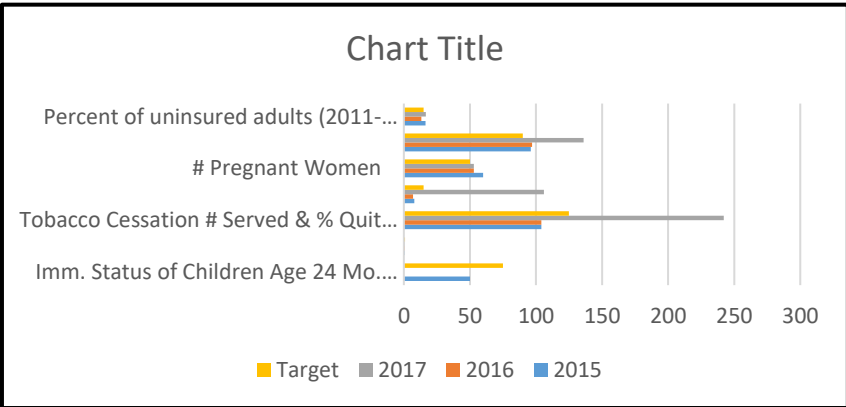
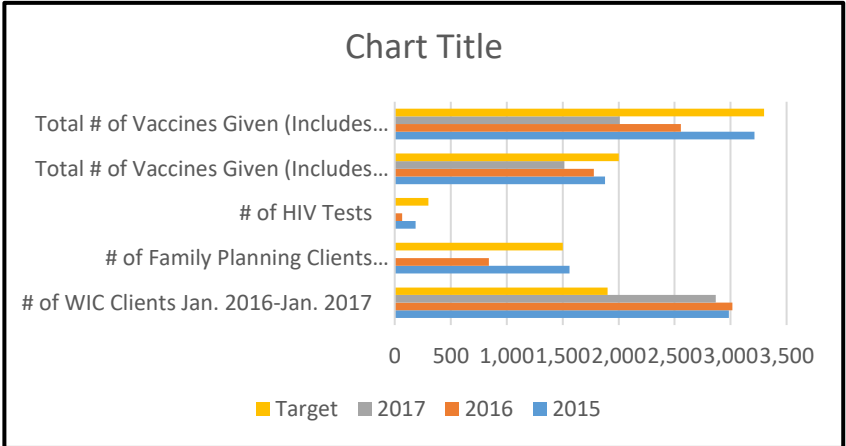
ANNUAL PUBLIC HEALTH - IDAHO NORTH CENTRAL DISTRICT PERFORMANCE DASHBOARD FY 2017

Goal 7: Access to Preventative Health Services				
Performance Measures	2015	2016	2017	Target
# of WIC Clients Jan. 2016-Jan. 2017	2,985	3,015	2,868	1,900
# of Family Planning Clients (Unduplicated)	1,560	841	0	1,500
# of HIV Tests	185	67	0	300
Total # of Vaccines Given (Includes Flu and Pneumonia) through Public Health Clinics - Adults	1,879	1,779	1,515	2,000
Total # of Vaccines Given (Includes Flu and Pneumonia) through Public Health Clinics - Children	3,212	2,557	2,009	3,300
Performance Measures	2015	2016	2017	Target
Imm. Status of Children Age 24 Mo. in PHD Clinics	50			75
% of those Up to Date	76%	71%	60%	80%
Tobacco Cessation # Served & % Quit (# & %)	104	104	242	125
# Teens	8	7	106	15
# Pregnant Women	60	53	53	50
# Adults	96	97	136	90
Percent of uninsured adults (2011-2012)	16	13.3	16.7	15

Objective 7: Promote strategies to improve access to health care services.

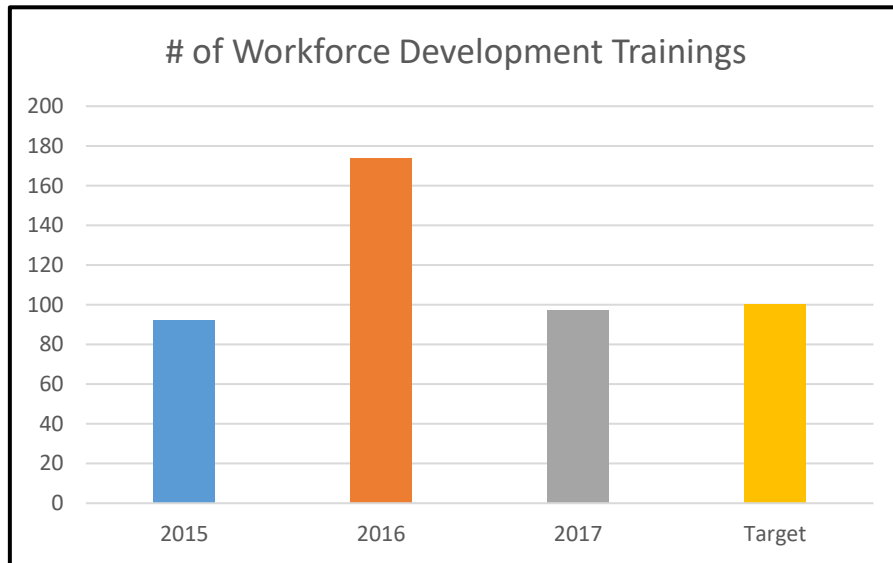
Strategies for Improvement :

1. Support and implement strategies to increase access to care in partnership with the community.
2. Link individuals to available, accessible personal health care providers.



ADMINISTRATIVE

Goal 8: Maintain A Competent PH Workforce				
Performance Measures	2015	2016	2017	Target
# of Workforce Development Trainings	92	174	97	100



Objective 8: Promote public health competencies through continuing education, training, and leadership development activities.

Strategies for Improvement :

1. Recruit, train, develop, and retain a diverse staff.
2. Provide continuing education, training, and leadership development activities.

ANNUAL PUBLIC HEALTH - IDAHO NORTH CENTRAL DISTRICT PERFORMANCE DASHBOARD FY 2017

Goal 9: Quality Improvement				
Performance Measures	2015	2016	2017	Target
Quality Improvement Initiatives	7	7	6	6
# of changes based on QI findings	6	5	4	6

Objective 9: Evaluate and continuously improve organizational practice, processes, programs, and interventions.

Strategies for Improvement :

1. Implement quality improvement processes.
2. Apply evidence-based criteria to evaluation activities.

